

## YOUR SCORE

### 0 POINTS: SPOTLESS

*Congratulations, your family, friends and neighbors are doing a great job keeping your environment pollutant-free.*

### 5-50 POINTS: SPRINKLING OF POLLUTANTS

*Your neighbors/schoolmates are working hard to keep your environment pollutant-free. Keep up the good work.*

### 55-100 POINTS: SEVERAL POLLUTANTS

*Your environment has too many pollutants. Help keep your environment pollutant free by doing your part.*

### 105-150 POINTS: SCORES OF POLLUTANTS

*With so many pollutants in your environment, consider teaming up with a friend or family member to educate your community about the simple ways they can keep your environment pollutant free.*

### 155+ POINTS: SUBMERGED IN POLLUTANTS

*Your environment has a significant amount of pollutants that may enter the storm drain and flow directly to the ocean. Consider working with adults in your area to organize a school/neighborhood clean-up event.*

## ENVIRONMENTAL CHALLENGE

Are you able to spot real pollutants? Search your yard, neighborhood or schoolyard for the following pollutants. Each item has a point value. Once your search is completed, add up your points and find out how polluted your environment is.

Animal waste .....	10 points
Bag.....	10 points
Candy wrapper .....	10 points
Cardboard.....	15 points
Cigarette .....	5 points
Cut grass .....	10 points
Dirt on the street.....	15 points
Fallen leaves.....	5 points
Fast food wrapper .....	10 points
Glass .....	20 points
Metal.....	15 points
Newspaper .....	10 points
Oil.....	15 points
Paper .....	5 points
Plastic bottle .....	10 points
Soapsuds.....	20 points
Soda can.....	5 points
Water in the gutter.....	10 points


### YOU CAN HELP KEEP YOUR ENVIRONMENT POLLUTANT FREE BY:

- Not Littering
- Participate in a clean-up event.
- Recycling
- Picking up after your pet
- Do not overwater your lawn.
- Sweeping up trash, leaves and cut grass from your driveway, sidewalk or patio and putting it in the trash.
- Soaking up outdoor spills with towels or cat litter rather than rinsing them with water.
- Reminding your parents to check their cars for leaks.
- Never putting anything into the storm drain. Storm drains are only for rainwater.
- Teaching others how to protect the environment.

To learn more about protecting your environment from pollution visit [www.ocwatersheds.com](http://www.ocwatersheds.com).



## Coloring and Activity Book



### The Ocean Begins at Your Front Door



# Environmental Encyclopedia

## STORMWATER:

Water from nature such as rain or snow melt.

## URBAN RUN-OFF:

Water from a hose or sprinkler that flows into the street.

## POLLUTANT:

Materials such as litter, pet waste, motor oil and yard clippings that harm the environment.

## STORM DRAIN:

An opening in the street where water from rain or urban run-off flows. This water picks up pollutants on the way to the storm drain. Once in the storm drain, the water and pollutants flow untreated to the ocean.



## WHAT DOES NOT BELONG IN THE OCEAN?

*When we throw trash on the ground, it can end up in the ocean. Put an 'X' on the things that DO NOT belong in the ocean and color the things that DO belong in the ocean.*

## MAZE:



*Help the bottle find its way to the recycle bin!*



*A Fish Eye View of Pollution.*